



La proprietà del presente disegno e' di
DAIKIN APPLIED EUROPE S.p.A.
La riproduzione, anche se parziale, e la diffusione
senza autorizzazione sono vietate a termini di legge.
This document is reserved property of
DAIKIN APPLIED EUROPE S.p.A.
Reproduction or use for any purpose
without authorization is strictly forbidden by law.

Denominazione / Identification
EWAT016÷025CZN-A1

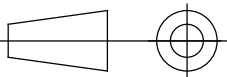
Dis./Dwg.
A.Lorenzi
Ver./Check
M.Caradonna
Appr./Passed
A.Consorti

Codice /Part. No.
EWAT016÷025CZN-A1

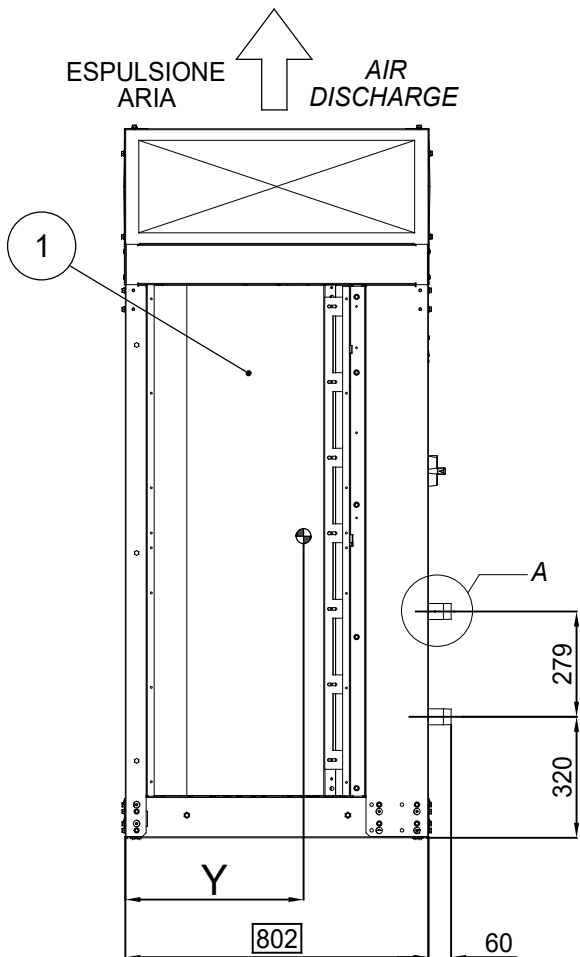
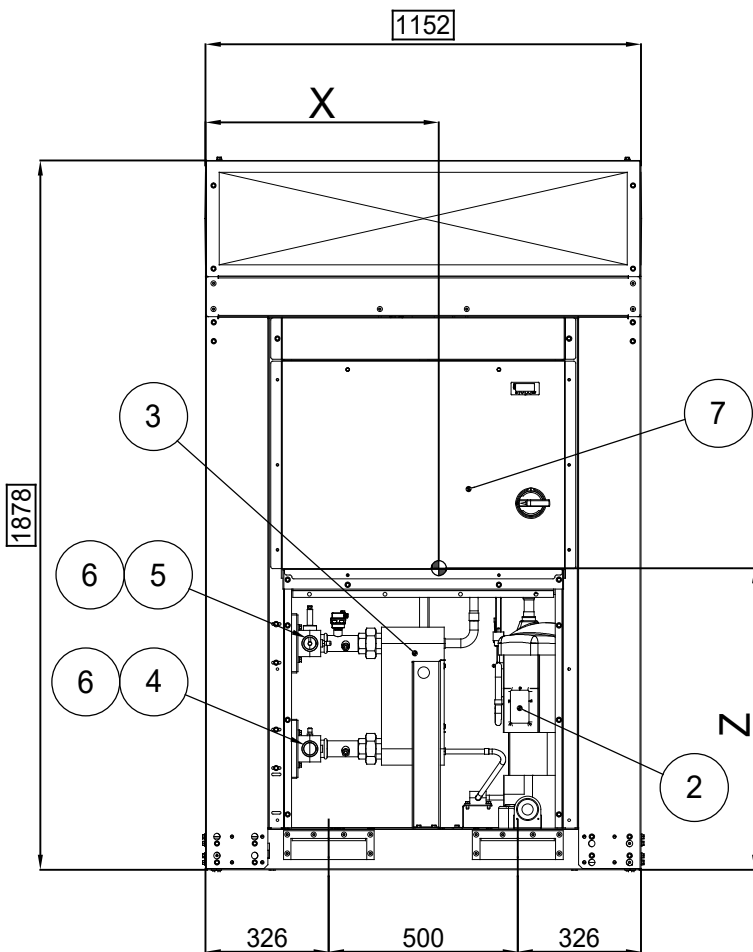
Data/Date
23/12/2020

Foglio-Sheet
A3

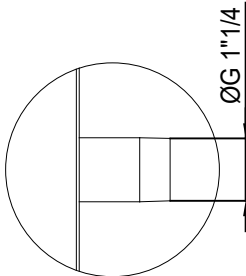
Scala-Scale
1:20



Tolleranza generale
General Tolerance ±20mm

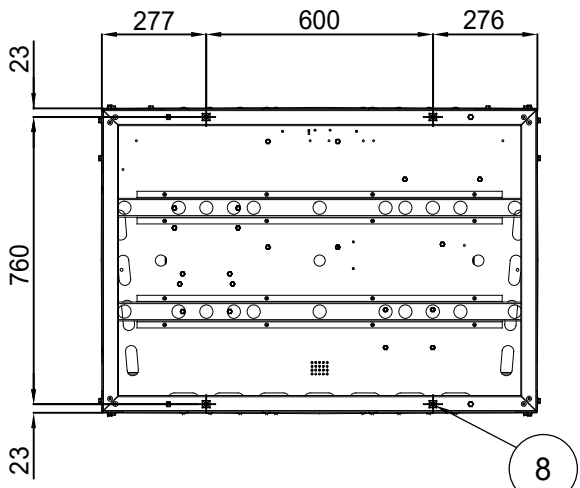


DETTAGLIO A
DETAIL A

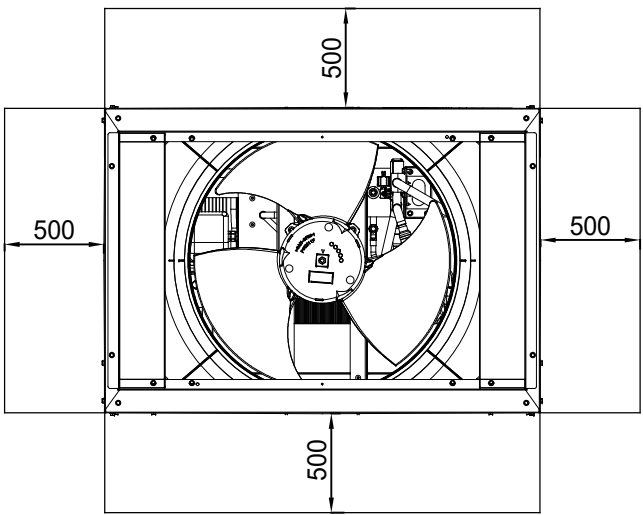


LEGENDA - LEGEND

1. BATTERIA CONDENSANTE
CONDENSER COIL
2. COMPRESSORE
COMPRESSOR
3. EVAPORATORE
EVAPORATOR
4. ENTRATA ACQUA EVAPORATORE
EVAPORATOR WATER INLET
5. USCITA ACQUA EVAPORATORE
EVAPORATOR WATER OUTLET
6. CONNESSIONI EVAPORATORE/POMPE 1" 1/4 GAS
EVAPORATOR/PUMPS CONNECTIONS 1" 1/4 GAS
7. PANNELLO DI COMANDO E CONTROLLO
OPERATING AND CONTROL PANEL
8. FORI Ø12 mm PER MONTAGGIO UNITA'
UNIT MOUNTING HOLES Ø12 mm

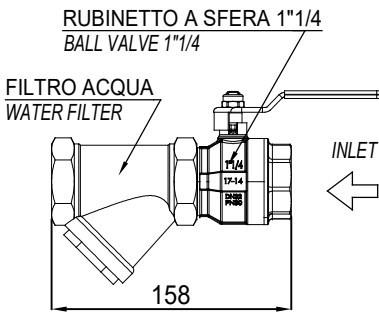
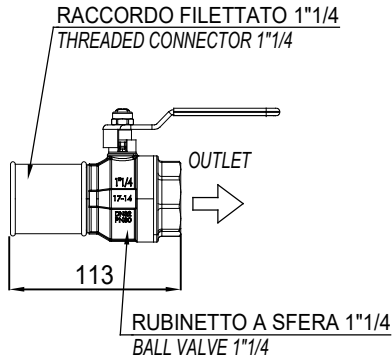


DISPOSIZIONE FORI MONTAGGIO (VISTA DAL BASSO)
MOUNTING HOLES LOCATION (BOTTOM VIEW)



SPAZIO MINIMO NECESSARIO MANUTENZIONE
MINIMUM REQUIRED MAINTENANCE

WATER KIT - SHIPPING LOOSE



VERSIONE VERSION	TIPO CONDENSATORE CONDENSER TYPE	PESO / WEIGHT KG		BARICENTRO CENTRE OF GRAVITY		
		SPEDIZIONE SHIPPING	FUNZIONAMENTO OPERATING	X	Y	Z
EWAT016CZN-A1	ALLUMINIO / ALUMINUM ACRYLIC COATED	222	223	633	508	817
EWAT021÷025CZN-A1	ALLUMINIO / ALUMINUM ACRYLIC COATED	245	247	630	490	815